

Scaled data based on original data using
LM-79-08 Approved Method: Electrical and Photometric Measurements of Solid-
State Lighting Products

Test Report Prepared for
Cooper Lighting Solutions
(formerly Eaton)

Brand: STREETWORKS

Report Number: P961931

Luminaire Tested: **NVN-SB2B-735-U-T1**

Issue Date: 1/21/2025

Test Information

Test Method: LM-79-08
Report Number: P961931
TEST IS SCALED FROM IESNA LM-79-08 TEST DATA (G2-2405-108-2)
Test Lab: INNOVATION CENTER
Issue Date: 1/21/2025
Manufacturer: COOPER LIGHTING SOLUTIONS (FORMERLY EATON)
Product Line: STREETWORKS
Catalog Number: NVN-SB2B-735-U-T1
Description: NAVION ROADWAY AND AREA HIGH DENSITY LED LUMINAIRE
(2) 70 CRI, 3500K, 450mA LIGHTSQUARES WITH 26 LEDS EACH AND TYPE I OPTICS
Light Source: -
Ballast/Driver: -

Summary

Lumens per Lamp: N/A
Luminaire Lumens: 11418.5 lumens
Efficiency: N/A
Efficacy: 154.5 lumens/watt
Luminous Opening: Rectangular (W 0.5' x L: 1' x H: 0')
IES Classification: Type I - Short
BUG Rating: B3 - U0 - G3

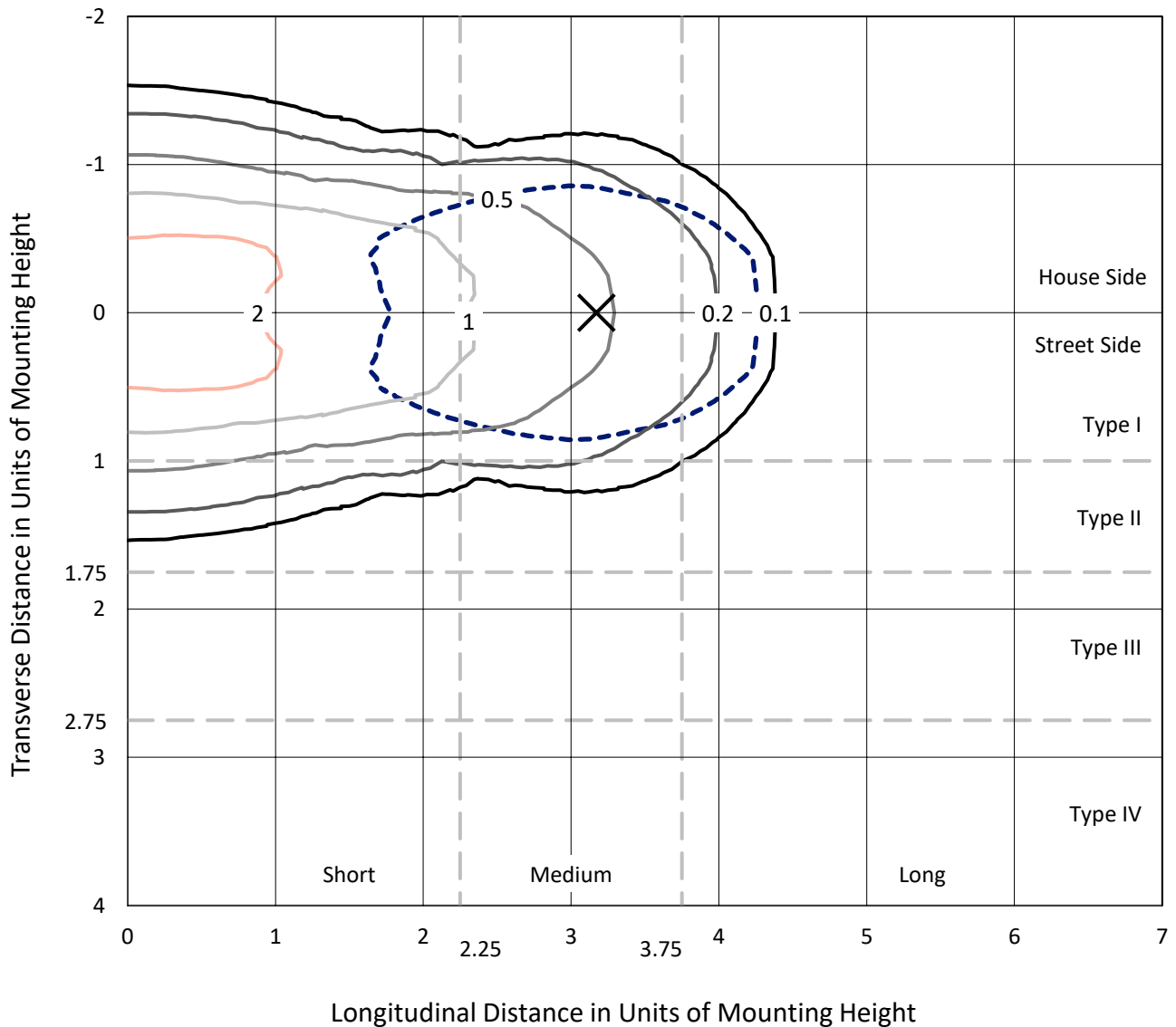
Input Watts (W): 73.9
Input Voltage (V): NR
Input Current (Ain): NR
Voltage Rise (V): NR
Power Factor: NR
Total Harmonic Distortion (THDi): NR
Frequency (hertz): 60
Stabilization Time: NR
Operation Time: NR
Ambient Temperature (°C): NR
Test Distance: 24 FT



REPORT NUMBER: P961931
 CATALOG NUMBER: NVN-SB2B-735-U-T1

Iso-Footcandle Lines of Horizontal Illumination

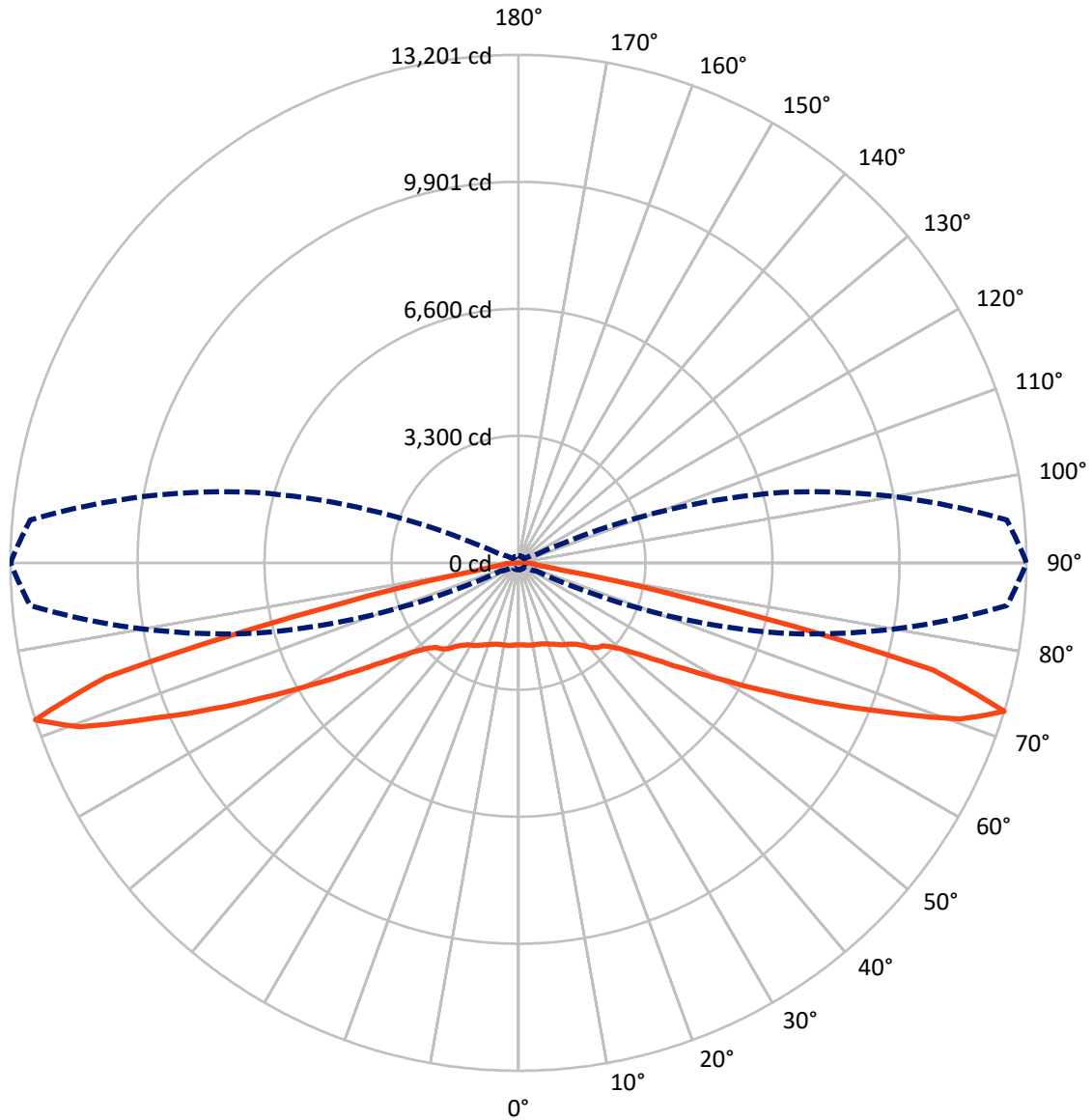
✕ Max cd
 - - - 1/2 Max cd



Based on 25 foot mounting height. Maximum calculated value = 3.4 fc
 Type I - Short - N/A

REPORT NUMBER: P961931
CATALOG NUMBER: NVN-SB2B-735-U-T1

Luminous Intensity Polar Plot



— Vertical Plane Through 90-Deg Lateral - - - Horizontal Cone Through 72.5-Deg Vertical

REPORT NUMBER: P961931
 CATALOG NUMBER: NVN-SB2B-735-U-T1

FLUX DISTRIBUTION:

		Downward	Upward	Total
House Side	Lumens	5709.3	0.0	5709.3
	% Fixture	50.0	0.0	50.0
Street Side	Lumens	5709.3	0.0	5709.3
	% Fixture	50.0	0.0	50.0
Total	Lumens	11418.5	0.0	11418.5
	% Fixture	100.0	0.0	100.0

ZONAL LUMENS:

Zone	Lumens	% Fixture
0°-10°	206.9	1.8
10°-20°	632.6	5.5
20°-30°	1054.8	9.2
30°-40°	1450.6	12.7
40°-50°	1771.6	15.5
50°-60°	2049.0	17.9
60°-70°	2443.1	21.4
70°-80°	1705.2	14.9
80°-90°	104.7	0.9
90°-100°	0.0	0.0
100°-110°	0.0	0.0
110°-120°	0.0	0.0
120°-130°	0.0	0.0
130°-140°	0.0	0.0
140°-150°	0.0	0.0
150°-160°	0.0	0.0
160°-170°	0.0	0.0
170°-180°	0.0	0.0
0°-90°	11418.5	100.0
0°-180°	11418.5	100.0

Coefficient of Utilization



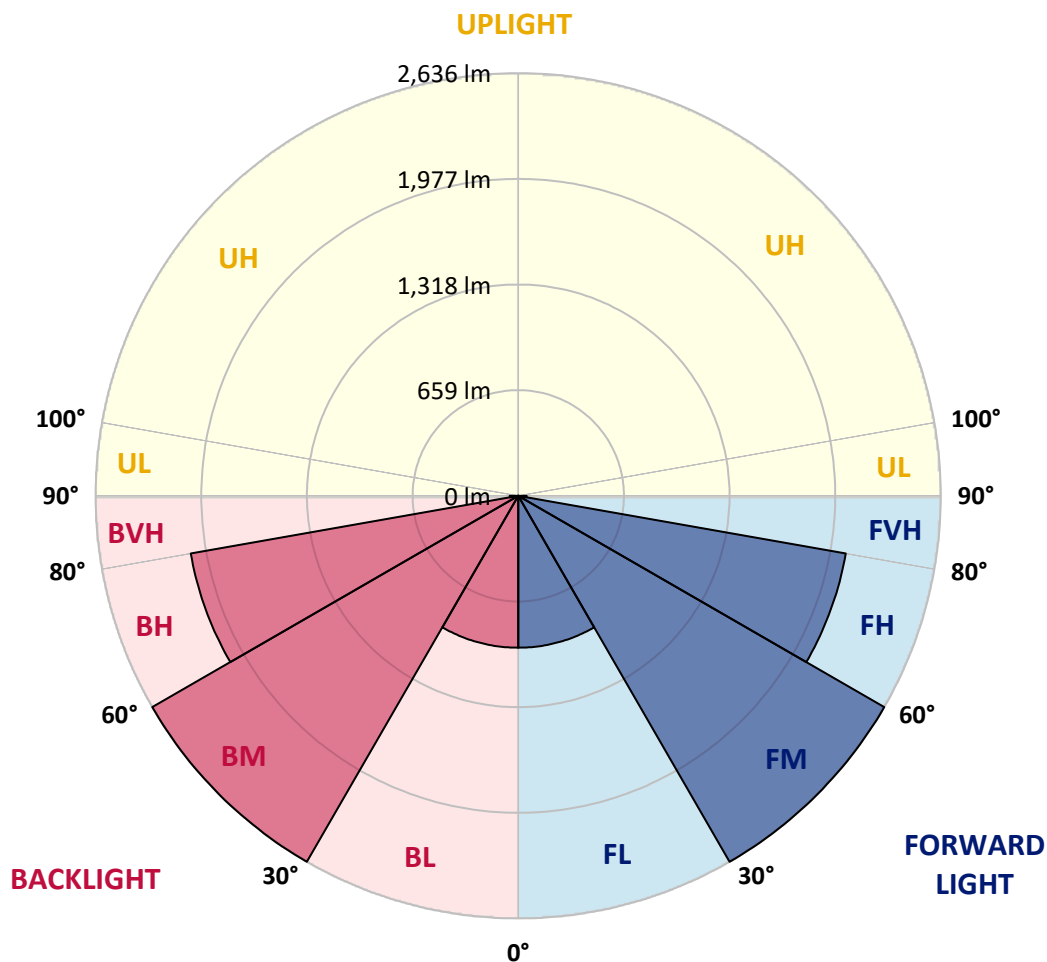
REPORT NUMBER: P961931
 CATALOG NUMBER: NVN-SB2B-735-U-T1

LUMINAIRE CLASSIFICATION SYSTEM LUMEN TABLE AND BUG RATING:

Zone	Lumens	% Fixture	Zone Rating/Lumen Limit		
			B	U	G
FL (0°-30°)	947.1	8.3			
FM (30°-60°)	2635.6	23.1			
FH (60°-80°)	2074.1	18.2			G2/5000
FVH (80°-90°)	52.4	0.5			G1/100
BL (0°-30°)	947.1	8.3	B2/1000		
BM (30°-60°)	2635.6	23.1	B3/5000		
BH (60°-80°)	2074.1	18.2	B3/2500		G3/2500
BVH (80°-90°)	52.4	0.5			G1/100
UL (90°-100°)	0.0	0.0		U0/0	
UH (100°-180°)	0.0	0.0		U0/0	

BUG Rating: B3-U0-G3

Type I Short



REPORT NUMBER: P961931
 CATALOG NUMBER: NVN-SB2B-735-U-T1

CANDELA DISTRIBUTION (FULL):

	0°	5°	15°	25°	35°	45°	55°	65°	75°	85°	90°
0°	2133.6	2133.6	2133.6	2133.6	2133.6	2133.6	2133.6	2133.6	2133.6	2133.6	2133.6
2.5°	2135.5	2137.9	2137.9	2136.1	2140.3	2136.7	2136.7	2134.9	2136.7	2134.9	2134.9
5°	2146.5	2149.4	2150.7	2150.0	2155.5	2152.5	2152.5	2150.0	2150.7	2148.8	2148.8
7.5°	2167.1	2171.3	2173.7	2176.8	2184.7	2181.0	2178.5	2171.3	2168.3	2163.4	2163.4
10°	2173.7	2178.5	2186.4	2202.2	2220.5	2221.1	2213.8	2195.5	2181.6	2170.6	2168.9
12.5°	2153.1	2159.8	2176.2	2208.3	2249.0	2265.4	2253.9	2223.4	2196.2	2176.8	2173.7
15°	2127.0	2134.3	2159.2	2207.7	2267.8	2306.0	2304.8	2264.7	2221.1	2190.7	2185.8
17.5°	2086.3	2093.7	2129.4	2197.4	2282.4	2345.4	2362.4	2321.2	2259.9	2219.2	2212.6
20°	2012.9	2019.6	2069.4	2164.6	2287.2	2387.3	2431.6	2395.2	2318.8	2263.5	2253.3
22.5°	1917.7	1927.9	1986.2	2108.2	2275.7	2431.0	2510.5	2485.6	2387.3	2310.9	2296.9
25°	1815.7	1826.7	1894.6	2039.0	2246.0	2462.6	2604.0	2588.2	2465.0	2369.7	2350.3
27.5°	1727.6	1739.2	1813.2	1970.5	2199.9	2474.8	2696.3	2704.1	2559.0	2434.7	2414.1
30°	1658.6	1669.4	1748.3	1915.2	2140.3	2462.6	2776.9	2831.6	2655.0	2491.1	2461.3
32.5°	1582.7	1596.6	1679.8	1847.9	2070.0	2433.5	2847.3	2969.3	2766.0	2551.7	2514.1
35°	1486.8	1499.5	1586.9	1755.6	1977.7	2386.7	2906.2	3122.3	2925.0	2644.0	2602.2
37.5°	1370.2	1382.4	1469.1	1640.3	1886.1	2321.2	2951.1	3294.6	3114.4	2776.9	2721.1
40°	1253.2	1264.6	1346.0	1511.7	1776.2	2237.5	2966.9	3463.3	3331.6	2959.6	2900.1
42.5°	1145.7	1156.0	1230.7	1384.8	1653.0	2130.7	2946.3	3610.2	3526.4	3087.0	3010.5
45°	1046.8	1056.0	1122.1	1265.9	1525.0	2000.8	2884.4	3767.9	3758.2	3178.0	3074.9
47.5°	934.0	943.0	1011.6	1150.6	1397.0	1848.5	2779.4	3923.3	4080.4	3384.3	3265.4
50°	796.2	804.1	874.4	1017.7	1264.0	1686.4	2633.7	4045.3	4487.0	3696.9	3547.6
52.5°	632.9	641.4	710.0	853.2	1106.3	1512.3	2442.0	4124.7	4956.7	4153.2	3969.4
55°	470.9	476.9	536.5	665.1	910.9	1313.8	2201.6	4147.2	5489.5	4777.1	4547.1
57.5°	341.6	345.3	383.6	479.4	690.5	1065.6	1909.8	4088.9	6123.7	5576.9	5287.5
60°	276.8	278.0	289.5	331.9	480.0	785.3	1557.2	3888.6	6811.8	6608.0	6243.2
62.5°	251.2	251.2	254.3	265.8	324.6	518.2	1130.6	3473.6	7549.7	7910.8	7422.3
65°	233.6	233.6	234.8	240.3	256.0	330.2	713.6	2797.5	8171.8	9437.1	8819.3
67.5°	217.8	218.4	217.8	219.7	228.8	244.0	413.9	1932.2	8506.8	11018.4	10351.6
70°	201.5	202.6	199.7	199.7	206.9	207.6	259.1	1059.5	8228.8	12343.9	12168.5
72.5°	182.0	183.9	179.1	177.8	183.3	180.8	194.7	508.5	7064.9	12739.5	13200.7
75°	165.0	167.5	156.5	153.5	153.5	151.7	158.4	261.0	4585.3	10392.3	11115.6
77.5°	149.9	154.8	137.1	127.4	125.0	119.5	129.3	159.6	2005.6	4879.0	4777.7
80°	123.8	130.5	112.9	101.4	97.1	91.0	102.0	111.6	596.6	1132.9	1085.1
82.5°	92.2	95.3	80.1	72.3	68.6	64.4	76.5	77.7	194.2	401.1	453.4
85°	58.8	60.1	49.2	42.4	40.7	38.8	48.6	42.4	74.0	294.9	428.4
87.5°	20.6	23.7	18.9	17.0	18.2	15.2	22.4	12.7	20.6	208.2	257.9
90°	0.0	0.0	0.0	0.0	0.0	0.0	0.0	0.0	0.0	0.0	0.0

(END OF REPORT)